

0.6/1KV Copper conductor, PVC insulated and sheathed power cables (Single core)

It is used for lighting and power in residential, commercial and industrial distribution line.



Standard: IEC 60502-1 & ISIRI 3569-1
H1VV-U H1VV-R



Number & Nominal area (mm ²)	Construction Conductor (No-mm)	Insulation Thickness (mm)	Sheath thickness (mm)	Approx. overall diameter (mm)	Conductor resistance at 20°C (Ω/Km)	Approx. cable weight (Kg/Km)	Standard length (m)
1×4	1×2.25	1.0	1.4	6.7	4.61	84.3	1000
1×4	7×0.85	1.0	1.4	7.0	4.61	88.5	1000
1×6	1×2.76	1.0	1.4	7.2	3.08	108	1000
1×6	7×1.04	1.0	1.4	7.6	3.08	113	1000
1×10	1×3.57	1.0	1.4	8.4	1.83	152	1000
1×10	7×1.35	1.0	1.4	8.8	1.83	160	1000
1×16	7×1.70	1.0	1.4	9.9	1.15	228	1000
1×25	7×2.12	1.2	1.4	11.6	0.727	336	1000
1×35	7×2.50	1.2	1.4	12.7	0.524	440	1000
1×50	19×1.78	1.4	1.4	14.5	0.387	587	1000
1×70	19×2.12	1.4	1.4	16.2	0.268	793	1000
1×95	19×2.50	1.6	1.5	18.7	0.193	1080	1000
1×120	37×2.01	1.6	1.5	20.3	0.153	1323	500
1×150	37×2.22	1.8	1.6	22.4	0.124	1604	500
1×185	37×2.50	2.0	1.7	25.0	0.0991	2021	500
1×240	61×2.22	2.2	1.8	28.0	0.0754	2594	500
1×300	61×2.50	2.4	1.9	31.3	0.0601	3260	500
1×400	61×2.85	2.6	2.0	34.9	0.0470	4186	500
1×500	61×3.20	2.8	2.1	38.6	0.0366	5231	500

Test voltage: 3.5 kv/5 min

0.6/1KV Aluminum conductor PVC insulated and sheathed power cables (Single core)

It is used for lighting and power in residential, commercial and industrial distribution line.




Standard: IEC 60502-1 & ISIRI 3569-1
H1VV-AU H1VV-AR

Number & Nominal area (mm ²)	Construction Conductor (No-mm)	Insulation thickness (mm)	Sheath thickness (mm)	Approx. overall diameter (mm)	Conductor resistance at 20°C (Ω/Km)	Approx. Cable Weight (Kg/Km)	Standard length (m)
1×16	7×1.70	1.0	1.4	9.9	1.91	128	1000
1×25	7×2.12	1.2	1.4	11.6	1.20	180	1000
1×35	7×2.50	1.2	1.4	12.7	0.868	223	1000
1×50	19×1.78	1.4	1.4	14.5	0.641	288	1000
1×70	19×2.12	1.4	1.4	16.2	0.443	369	1000
1×95	19×2.50	1.6	1.5	18.7	0.320	491	1000
1×120	37×2.01	1.6	1.5	20.3	0.253	585	500
1×150	37×2.22	1.8	1.6	22.4	0.206	700	500
1×185	37×2.50	2.0	1.7	25.0	0.164	874	500
1×240	61×2.22	2.2	1.8	28.0	0.125	1103	500
1×300	61×2.50	2.4	1.9	31.3	0.100	1370	500
1×400	61×2.85	2.6	2.0	34.9	0.0778	1730	500
1×500	61×3.20	2.8	2.1	38.6	0.0605	2135	500

Test voltage: 3.5 kv/5 min

0.6/1KV Copper conductor, XLPE insulated and PVC sheathed power cables (Single core)

It is used for lighting and power in residential, commercial and industrial distribution line.




Standard: IEC 60502-1 & ISIRI 3569-1
H1ZV-U H1ZV-R

Number & Nominal area (mm ²)	Construction Conductor (No-mm)	Insulation Thickness (mm)	Sheath thickness (mm)	Approx. overall diameter (mm)	Conductor resistance at 20°C (Ω/Km)	Approx. cable weight (Kg/Km)	Standard length (m)
1×4	1×2.25	0.7	1.4	6.45	4.61	72	1000
1×4	7×0.85	0.7	1.4	6.75	4.61	76	1000
1×6	1×2.76	0.7	1.4	6.95	3.08	94	1000
1×6	7×1.04	0.7	1.4	7.32	3.08	98	1000
1×10	1×3.57	0.7	1.4	7.76	1.83	136	1000
1×10	7×1.35	0.7	1.4	8.25	1.83	142	1000
1×16	7×1.70	0.7	1.4	9.3	1.15	203	1000
1×25	7×2.12	0.9	1.4	11.0	0.727	301	1000
1×35	7×2.50	0.9	1.4	12.1	0.524	396	1000
1×50	19×1.78	1	1.4	13.7	0.387	527	1000
1×70	19×2.12	1.1	1.4	15.6	0.268	718	1000
1×95	19×2.50	1.1	1.5	17.7	0.193	983	1000
1×120	37×2.01	1.2	1.5	19.5	0.153	1219	500
1×150	37×2.22	1.4	1.6	21.5	0.124	1485	500
1×185	37×2.50	1.6	1.6	23.9	0.0991	1865	500
1×240	61×2.22	1.7	1.7	26.8	0.0754	2420	500
1×300	61×2.50	1.8	1.8	29.7	0.0601	3043	500
1×400	61×2.85	2	2.0	33.65	0.0470	3926	500
1×500	61×3.20	2.2	2.1	37.24	0.0366	4922	500

Test voltage: 3.5 kv/5 min

0.6/1KV Aluminum conductor, XLPE insulated and PVC sheathed power cables (Single core)

It is used for lighting and power in residential, commercial and industrial distribution line.



Standard: IEC 60502-1 & ISIRI 3569-1
H1ZV-AU H1ZV-AR


Number & Nominal area (mm ²)	Construction Conductor (No-mm)	Insulation Thickness (mm)	Sheath thickness (mm)	Approx. overall diameter (mm)	Conductor resistance at 20°C (Ω/Km)	Approx. cable weight (Kg/Km)	Standard length (m)
1×4	1×2.25	0.7	1.4	6.45	4.61	72	1000
1×4	7×0.85	0.7	1.4	6.75	4.61	76	1000
1×6	1×2.76	0.7	1.4	6.95	3.08	94	1000
1×6	7×1.04	0.7	1.4	7.32	3.08	98	1000
1×10	1×3.57	0.7	1.4	7.76	1.83	136	1000
1×10	7×1.35	0.7	1.4	8.25	1.83	142	1000
1×16	7×1.70	0.7	1.4	9.3	1.15	203	1000
1×25	7×2.12	0.9	1.4	11.0	0.727	301	1000
1×35	7×2.50	0.9	1.4	12.1	0.524	396	1000
1×50	19×1.78	1	1.4	13.7	0.387	527	1000
1×70	19×2.12	1.1	1.4	15.6	0.268	718	1000
1×95	19×2.50	1.1	1.5	17.7	0.193	983	1000
1×120	37×2.01	1.2	1.5	19.5	0.153	1219	500
1×150	37×2.22	1.4	1.6	21.5	0.124	1485	500
1×185	37×2.50	1.6	1.6	23.9	0.0991	1865	500
1×240	61×2.22	1.7	1.7	26.8	0.0754	2420	500
1×300	61×2.50	1.8	1.8	29.7	0.0601	3043	500
1×400	61×2.85	2	2.0	33.65	0.0470	3926	500
1×500	61×3.20	2.2	2.1	37.24	0.0366	4922	500

Test voltage: 3.5 kv/5 min

0.6/1Kv Copper conductor, PVC insulated and sheathed power multicore cable (round type)

It is used for lighting and power in residential, Commercial and industrial distribution line.

Standard: IEC 60502-1 & ISIRI 3569-1
H1VV-U H1VV-R




Number & Nominal area (mm ²)	Construction conductor (No-mm)	Insulation Thickness (mm)	Filler thickness (mm)	Sheath thickness (mm)	Approx. overall diameter (mm)	Conductor resistance at 20°C (Ω/Km)	Approx. cable weight (Kg/Km)	Standard length (m)
2×1.5	1×1.40	0.8	1.0	1.35	10.7	12.1	179	1000
2×1.5	7×0.53	0.8	1.0	1.35	11.1	12.1	193	1000
2×2.5	1×1.78	0.8	1.0	1.35	11.5	7.41	215	1000
2×2.5	7×0.67	0.8	1.0	1.35	11.9	7.41	231	1000
2×4	1×2.25	1.0	1.0	1.35	13.3	4.61	296	1000
2×4	7×0.85	1.0	1.0	1.35	13.8	4.61	317	1000
2×6	1×2.76	1.0	1.0	1.35	14.3	3.08	361	1000
2×6	7×1.04	1.0	1.0	1.35	15.0	3.08	388	1000
2×10	1×3.57	1.0	1.0	1.35	15.9	1.83	485	1000
2×10	7×1.35	1.0	1.0	1.35	16.8	1.83	524	1000
2×16	7×1.71	1.0	1.0	1.35	19.0	1.15	709	1000
2×25	7×2.12	1.2	1.0	1.35	22.4	0.727	1028	500
2×35	7×2.50	1.2	1.0	1.35	24.7	0.524	1303	500
3×1.5	1×1.40	0.8	1.0	1.35	11.2	12.1	202	1000
3×1.5	7×0.53	0.8	1.0	1.35	11.6	12.1	218	1000
3×2.5	1×1.78	0.8	1.0	1.35	12.0	7.41	249	1000
3×2.5	7×0.67	0.8	1.0	1.35	13.5	7.41	266	1000
3×4	1×2.25	1.0	1.0	1.35	13.9	4.61	344	1000
3×4	7×0.85	1.0	1.0	1.35	14.5	4.61	369	1000
3×6	1×2.76	1.0	1.0	1.35	15.0	3.08	429	1000
3×6	7×1.04	1.0	1.0	1.35	15.7	3.08	457	1000
3×10	1×3.57	1.0	1.0	1.35	16.8	1.83	590	1000
3×10	7×1.35	1.0	1.0	1.35	17.7	1.83	633	1000
3×16	7×1.71	1.0	1.0	1.35	20.1	1.15	875	500
3×25	7×2.12	1.2	1.0	1.35	23.8	0.727	1282	500
3×35	7×2.50	1.2	1.0	1.35	26.2	0.524	1643	500
4×1.5	1×1.40	0.8	1.0	1.35	11.9	12.1	232	1000
4×1.5	7×0.53	0.8	1.0	1.35	12.4	12.1	251	1000
4×2.5	1×1.78	0.8	1.0	1.35	12.9	7.41	292	1000
4×2.5	7×0.67	0.8	1.0	1.35	13.9	7.41	308	1000
4×4	1×2.25	1.0	1.0	1.35	15.0	4.61	408	1000
4×4	7×0.85	1.0	1.0	1.35	15.7	4.61	438	1000
4×6	1×2.76	1.0	1.0	1.35	16.2	3.08	517	1000
4×6	7×1.04	1.0	1.0	1.35	17.1	3.08	553	1000
4×10	1×3.57	1.0	1.0	1.35	18.2	1.83	720	1000
4×10	7×1.35	1.0	1.0	1.35	19.3	1.83	771	1000
4×16	7×1.71	1.0	1.0	1.35	21.9	1.15	1074	500
4×25	7×2.12	1.2	1.0	1.35	26.1	0.727	1593	500
4×35	7×2.50	1.2	1.0	1.35	28.8	0.524	2048	500
3×25/16	7×2.12/7×1.71	1.2/1.0	1.0	1.35	25.0	0.727/1.15	1443	500
3×35/16	7×2.50/7×1.71	1.2/1.0	1.0	1.35	27.0	0.524/1.15	1795	500

Test voltage: 3.5 kv/5 min

0.6/1Kv Aluminum conductor, PVC insulated and sheathed power multicore cables (round type)

It is used for lighting and power in residential, Commercial and industrial distribution line.



Standard: IEC 60502-1 & ISIRI 3569-1
H1VV-AU H1VV-AR

Number & Nominal area (mm ²)	Construction conductor (No-mm)	Insulation thickness (mm)	Filler thickness (mm)	Sheath thickness (mm)	Approx. overall diameter (mm)	Conductor resistance at 20°C (Ω/Km)	Approx. cable weight (Kg/Km)	Standard length (m)
2×10	1×3.52	1.0	1.0	1.35	15.6	3.08	351	1000
2×10	7×1.34	1.0	1.0	1.35	16.8	3.08	394	1000
2×16	1×4.46	1.0	1.0	1.35	17.7	1.91	447	1000
2×16	7×1.71	1.0	1.0	1.35	18.7	1.91	500	1000
2×25	1×5.58	1.2	1.0	1.35	20.7	1.20	618	500
2×25	7×2.12	1.2	1.0	1.35	22.5	1.20	702	500
2×35	1×6.58	1.2	1.0	1.35	22.7	0.868	753	500
2×35	7×2.50	1.2	1.0	1.35	24.7	0.868	955	500
3×10	1×3.52	1.0	1.0	1.35	16.6	3.08	395	1000
3×10	7×1.34	1.0	1.0	1.35	17.7	3.08	438	1000
3×16	1×4.46	1.0	1.0	1.35	18.6	1.91	505	1000
3×16	7×1.71	1.0	1.0	1.35	20.0	1.91	563	1000
3×25	1×5.58	1.2	1.0	1.35	21.9	1.20	704	500
3×25	7×2.12	1.2	1.0	1.35	23.9	1.20	797	500
3×35	1×6.58	1.2	1.0	1.35	24.1	0.868	861	500
3×35	7×2.50	1.2	1.0	1.35	26.2	0.868	972	500
4×10	1×3.52	1.0	1.0	1.35	18.0	3.08	461	1000
4×10	7×1.34	1.0	1.0	1.35	19.3	3.08	510	1000
4×16	1×4.46	1.0	1.0	1.35	20.3	1.91	593	500
4×16	7×1.71	1.0	1.0	1.35	21.9	1.91	660	500
4×25	1×5.58	1.2	1.0	1.35	24.0	1.20	830	500
4×25	7×2.12	1.2	1.0	1.35	26.1	1.20	939	500
4×35	1×6.58	1.2	1.0	1.35	26.4	0.868	1023	500
4×35	7×2.50	1.2	1.0	1.35	28.8	0.868	1152	500
3×25/16	7×2.12/7×1.71	1.2/1.0	1.0	1.35	25.0	1.20/1.91	864	500
3×35/16	7×2.50/7×1.71	1.2/1.0	1.0	1.35	27.0	0.868/1.91	1031	500

Test voltage: 3.5 kv/5 min

0.6/1Kv Copper conductor, PVC insulated, concentric neutral type, PVC sheathed, power multicore cables (round type)

This cable is designed for the purpose of using, in power line system up to 1000v.

Standard: IEC 60502-1 & ISIRI 3569-1
H1VCV-U H1VCV-R

Number & Nominal area (mm ²)	Construction conductor (No-mm)	Insulation thickness (mm)	Filler thickness (mm)	Concentric copper construction		Sheath thickness (mm)	Approx overall dia. (mm)	Conductor resistance at 20°C (Ω/Km)	Approx. cable weight (Kg/Km)	Standard length (m)
				Wire (N-mm)	Tape (N-mm-mm)					
2×1.5+1.5	1×1.40	0.8	1.0	6×0.66	1×5×1	1.35	12.0	12.1	221	1000
2×1.5+1.5	7×0.53	0.8	1.0	7×0.52	1×5×1	1.35	12.4	12.1	234	1000
2×2.5+2.5	1×1.78	0.8	1.0	7×0.67	1×5×1	1.35	13.0	7.41	269	1000
2×2.5+2.5	7×0.67	0.8	1.0	7×0.67	1×5×1	1.35	13.5	7.41	285	1000
2×4+4	1×2.25	1.0	1.0	8×0.79	1×5×1	1.35	15.0	4.61	360	1000
2×4+4	7×0.85	1.0	1.0	10×0.71	1×5×1	1.35	15.4	4.61	387	1000
2×6+6	1×2.76	1.0	1.0	10×0.86	1×5×1	1.35	16.2	3.08	453	1000
2×6+6	7×1.04	1.0	1.0	10×0.86	1×5×1	1.35	16.9	3.08	481	1000
2×10+10	1×3.57	1.0	1.0	10×1.12	1×5×1	1.35	18.3	1.83	577	1000
2×10+10	7×1.35	1.0	1.0	12×1.02	1×5×1	1.35	19.1	1.83	658	1000
2×16+16	7×1.71	1.0	1.0	14×1.19	1×10×1	1.35	21.6	1.15	905	1000
2×25+16	7×2.12	1.2	1.0	16×1.13	1×10×1	1.35	24.9	0.727	1231	500
2×35+16	7×2.50	1.2	1.0	16×1.13	1×10×1	1.35	27.2	0.524	1509	500
3×1.5+1.5	1×1.40	0.8	1.0	7×0.52	1×5×1	1.35	12.4	12.1	244	1000
3×1.5+1.5	7×0.53	0.8	1.0	7×0.52	1×5×1	1.35	12.8	12.1	260	1000
3×2.5+1.5	1×1.78	0.8	1.0	7×0.67	1×5×1	1.35	13.5	7.41	303	1000
3×2.5+2.5	7×0.67	0.8	1.0	8×0.62	1×5×1	1.35	13.9	7.41	319	1000
3×4+4	1×2.25	1.0	1.0	10×0.71	1×5×1	1.35	15.5	4.61	415	1000
3×4+4	7×0.85	1.0	1.0	10×0.71	1×5×1	1.35	16.1	4.61	440	1000
3×6+6	1×2.76	1.0	1.0	10×0.87	1×5×1	1.35	16.9	3.08	523	1000
3×6+6	7×1.04	1.0	1.0	10×0.87	1×5×1	1.35	17.6	3.08	561	1000
3×10+10	1×3.57	1.0	1.0	12×1.02	1×5×1	1.35	19.0	1.83	724	1000
3×10+10	7×1.35	1.0	1.0	12×1.02	1×5×1	1.35	19.9	1.83	766	1000
3×16+16	7×1.71	1.0	1.0	14×1.2	1×10×1	1.35	22.7	1.15	1069	500
3×25+16	7×2.12	1.2	1.0	16×1.06	1×10×1	1.35	26.1	0.727	1480	500
3×35+16	7×2.50	1.2	1.0	16×1.06	1×10×1	1.35	28.5	0.524	1842	500
4×1.5+1.5	1×1.40	0.8	1.0	7×0.52	1×5×1	1.35	13.1	12.1	274	1000
4×1.5+1.5	7×0.53	0.8	1.0	8×0.5	1×5×1	1.35	13.6	12.1	295	1000
4×2.5+2.5	1×1.78	0.8	1.0	8×0.62	1×5×1	1.35	14.3	7.41	346	1000
4×2.5+2.5	7×0.67	0.8	1.0	8×0.62	1×5×1	1.35	15.3	7.41	368	1000
4×4+4	1×2.25	1.0	1.0	10×0.71	1×5×1	1.35	16.6	4.61	481	1000
4×4+4	7×0.85	1.0	1.0	10×0.71	1×5×1	1.35	17.3	4.61	511	1000
4×6+6	1×2.76	1.0	1.0	12×0.79	1×5×1	1.35	18.0	3.08	610	1000
4×6+6	7×1.04	1.0	1.0	12×0.79	1×5×1	1.35	18.9	3.08	647	1000
4×10+10	1×3.57	1.0	1.0	14×0.94	1×10×1	1.35	20.3	1.83	854	1000
4×10+10	7×1.35	1.0	1.0	14×0.94	1×10×1	1.35	21.4	1.83	905	1000
4×16+16	7×1.71	1.0	1.0	16×1.12	1×10×1	1.35	24.3	1.15	1269	500
4×25+16	7×2.12	1.2	1.0	16×1.06	1×10×1	1.35	28.5	0.727	1793	500
4×35+16	7×2.50	1.2	1.0	20×1.01	1×10×1	1.35	31.2	0.524	2253	500
3×25/16+16	7×2.12/7×1.71	1.2/1.0	1.0	16×1.06	1×10×1	1.35	27.6	0.727/1.15	1662	500
3×35/16+16	7×2.50/7×1.71	1.2/1.0	1.0	20×1.01	1×10×1	1.35	27.7	0.524/1.15	2016	500

Test voltage: 3.5 kv/5 min

0.6/1Kv Copper conductor, XLPE insulated and PVC sheathed power multicore cables (round type)

It is used for lighting and power in residential Commercial and industrial distribution line.

Standard: IEC 60502-1 & ISIRI 3569-1
H1ZV-U H1ZV-R



Number & Nominal area (mm ²)	Construction Conductor (No-mm)	Insulation Thickness (mm)	Filler thick-ness (mm)	Sheath thick-ness (mm)	Approx. overall diameter (mm)	Conductor resistance at 20°C (Ω/Km)	Approx. cable weight (Kg/Km)	Standard length (m)
2×1.5	1×1.40	0.7	1.0	1.35	10.3	12.1	166	1000
2×1.5	7×0.53	0.7	1.0	1.35	10.7	12.1	178	1000
2×2.5	1×1.78	0.7	1.0	1.35	11.1	7.41	202	1000
2×2.5	7×0.67	0.7	1.0	1.35	11.5	7.41	213	1000
2×4	1×2.25	0.7	1.0	1.35	12.0	4.61	251	1000
2×4	7×0.85	0.7	1.0	1.35	12.6	4.61	268	1000
2×6	1×2.76	0.7	1.0	1.35	13.0	3.08	312	1000
2×6	7×1.04	0.7	1.0	1.35	13.7	3.08	332	1000
2×10	1×3.57	0.7	1.0	1.35	14.6	1.83	426	1000
2×10	7×1.35	0.7	1.0	1.35	15.6	1.83	459	1000
2×16	7×1.71	0.7	1.0	1.35	17.8	1.15	638	1000
2×25	7×2.15	0.9	1.0	1.35	21.2	0.727	932	500
2×35	7×2.52	0.9	1.0	1.35	23.4	0.524	1188	500
3×1.5	1×1.40	0.7	1.0	1.35	10.7	12.1	186	1000
3×1.5	7×0.53	0.7	1.0	1.35	11.2	12.1	199	1000
3×2.5	1×1.78	0.7	1.0	1.35	11.6	7.41	232	1000
3×2.5	7×0.67	0.7	1.0	1.35	12.1	7.41	245	1000
3×4	1×2.25	0.7	1.0	1.35	12.6	4.61	295	1000
3×4	7×0.85	0.7	1.0	1.35	13.2	4.61	310	1000
3×6	1×2.76	0.7	1.0	1.35	13.7	3.08	373	1000
3×6	7×1.04	0.7	1.0	1.35	14.5	3.08	397	1000
3×10	1×3.57	0.7	1.0	1.35	15.4	1.83	522	1000
3×10	7×1.35	0.7	1.0	1.35	16.5	1.83	558	1000
3×16	7×1.71	0.7	1.0	1.35	18.8	1.15	785	500
3×25	7×2.15	0.9	1.0	1.35	22.5	0.727	1163	500
3×35	7×2.52	0.9	1.0	1.35	24.9	0.524	1500	500
4×1.5	1×1.40	0.7	1.0	1.35	11.5	12.1	216	1000
4×1.5	7×0.53	0.7	1.0	1.35	11.9	12.1	228	1000
4×2.5	1×1.78	0.7	1.0	1.35	12.4	7.41	268	1000
4×2.5	7×0.67	0.7	1.0	1.35	13.0	7.41	284	1000
4×4	1×2.25	0.7	1.0	1.35	13.5	4.61	346	1000
4×4	7×0.85	0.7	1.0	1.35	14.3	4.61	369	1000
4×6	1×2.76	0.7	1.0	1.35	14.7	3.08	443	1000
4×6	7×1.04	0.7	1.0	1.35	15.6	3.08	469	1000
4×10	1×3.57	0.7	1.0	1.35	16.7	1.83	637	1000
4×10	7×1.35	0.7	1.0	1.35	17.9	1.83	675	1000
4×16	7×1.71	0.7	1.0	1.35	20.5	1.15	962	500
4×25	7×2.15	0.9	1.0	1.35	24.7	0.727	1440	500
4×35	7×2.52	0.9	1.0	1.35	27.4	0.524	1870	500
3×25/16	7×2.15/7×1.71	0.9/0.7	1.0	1.35	23.6	0.727/1.15	1318	500
3×35/16	7×2.52/7×1.71	0.9/0.7	1.0	1.35	25.6	0.524/1.15	1635	500

Test voltage: 3.5 kv/5 min

0.6/1Kv Aluminum conductor, XLPE insulated and PVC sheathed power multicore cables (round type)

It is used for lighting and power in residential Commercial and industrial distribution line.

Standard: IEC 60502-1 & ISIRI 3569-1
H1ZV-AU H1ZV-AR



Number & Nominal area (mm ²)	Construction Conductor (No-mm)	Insulation thickness (mm)	Filler thick-ness (mm)	Sheath thick-ness (mm)	Approx. overall diameter (mm)	Conductor resistance at 20°C (Ω/Km)	Approx. cable weight (Kg/Km)	Standard length (m)
2×16	1×4.46	0.7	1.0	1.35	16.4	1.91	390	1000
2×16	7×1.71	0.7	1.0	1.35	17.8	1.91	442	1000
2×25	1×5.58	0.9	1.0	1.35	19.5	1.20	547	500
2×25	7×2.14	0.9	1.0	1.35	21.1	1.20	617	500
2×35	1×6.58	0.9	1.0	1.35	21.5	0.868	674	500
2×35	7×2.52	0.9	1.0	1.35	23.4	0.868	762	500
3×16	1×4.46	0.7	1.0	1.35	17.4	1.91	441	1000
3×16	7×1.71	0.7	1.0	1.35	18.8	1.91	491	1000
3×25	1×5.58	0.9	1.0	1.35	20.6	1.20	616	500
3×25	7×2.14	0.9	1.0	1.35	22.5	1.20	697	500
3×35	1×6.58	0.9	1.0	1.35	22.8	0.868	768	500
3×35	7×2.52	0.9	1.0	1.35	24.9	0.868	862	500
4×16	1×4.46	0.7	1.0	1.35	18.9	1.91	512	500
4×16	7×1.71	0.7	1.0	1.35	20.5	1.91	570	500
4×25	1×5.58	0.9	1.0	1.35	22.6	1.20	729	500
4×25	7×2.14	0.9	1.0	1.35	24.6	1.20	814	500
4×35	1×6.58	0.9	1.0	1.35	25.0	0.868	909	500
4×35	7×2.52	0.9	1.0	1.35	27.4	0.868	1019	500
3×25/16	7×2.14/7×1.71	0.9/0.7	1.0	1.35	23.6	1.20/1.91	752	500
3×35/16	7×2.52/7×1.71	0.9/0.7	1.0	1.35	25.6	0.868/1.91	899	500

Test voltage: 3.5 kv/5 min

0.6/1Kv Aluminum conductor, PVC insulated and sheathed power cables (sector type)

It is used for power in residential, commercial and industrial distribution line.




Standard: IEC 60502-1 & ISIRI 3569-1
H1VV-AS

Number & nominal area (mm ²)	Construction Conductor (No-mm)	Insulation thickness (mm)	Sheath thickness (mm)	Approx. overall diameter (mm)	Conductor resistance at 20°C (Ω/km)	Approx. cable weight (kg/km)	Standard length (m)
3×50	19×1.83	1.4	1.8	25.8	0.641	831	500
3×70	19×2.17	1.4	1.9	28.9	0.443	1052	500
3×95	37×1.83	1.6	2.1	33.2	0.320	1436	500
3×120	37×2.05	1.6	2.2	36.1	0.253	1716	500
3×150	37×2.28	1.8	2.3	40.1	0.206	2099	500
3×185	37×2.53	2.0	2.4	44.1	0.164	2524	500
3×240	37×2.91	2.2	2.6	49.8	0.125	3265	500
3×50/25	19×1.83/7×2.15	1.4/1.2	1.9	27.4	0.641/1.20	928	500
3×70/35	19×2.17/7×2.52	1.4/1.2	2.0	30.6	0.443/0.868	1189	500
3×95/50	37×1.83/19×1.83	1.6/1.4	2.2	35.2	0.320/0.641	1637	500
3×120/70	37×2.05/19×2.17	1.6/1.4	2.3	38.2	0.253/0.443	1986	500
3×150/70	37×2.28/19×2.17	1.8/1.4	2.4	41.6	0.206/0.443	2361	500
3×185/95	37×2.53/19×1.83	2.0/1.6	2.6	45.8	0.164/0.320	2887	500
3×240/120	37×2.91/37×2.05	2.2/1.6	2.8	52.0	0.125/0.253	3726	500
4×50	19×1.83	1.4	1.9	29.4	0.641	1093	500
4×70	19×2.17	1.4	2.1	33.4	0.443	1403	500
4×95	37×1.83	1.6	2.2	37.3	0.320	1884	500
4×120	37×2.05	1.6	2.3	41.6	0.253	2266	500
4×150	37×2.28	1.8	2.5	46.6	0.206	2796	500
4×185	37×2.53	2.0	2.7	51.5	0.164	3385	500
4×240	37×2.91	2.2	2.9	57.9	0.125	4370	500

Test voltage: 3.5 kv/5 min

0.6/1Kv Aluminum conductor, XLPE insulated and PVC sheathed power multicore cables (round type)

It is used for lighting and power in residential, Commercial and industrial distribution line.



Standard: IEC 60502-1 & ISIRI 3569-1
H1ZV-AU H1ZV-AR

Number & Nominal area (mm ²)	Construction Conductor (No-mm)	Insulation thickness (mm)	Filler thickness (mm)	Sheath thickness (mm)	Approx. overall diameter (mm)	Conductor resistance at 20°C (Ω/Km)	Approx. cable weight (Kg/Km)	Standard length (m)
2×16	1×4.46	0.7	1.0	1.35	16.4	1.91	390	1000
2×16	7×1.71	0.7	1.0	1.35	17.8	1.91	442	1000
2×25	1×5.58	0.9	1.0	1.35	19.5	1.20	547	500
2×25	7×2.14	0.9	1.0	1.35	21.1	1.20	617	500
2×35	1×6.58	0.9	1.0	1.35	21.5	0.868	674	500
2×35	7×2.52	0.9	1.0	1.35	23.4	0.868	762	500
3×16	1×4.46	0.7	1.0	1.35	17.4	1.91	441	1000
3×16	7×1.71	0.7	1.0	1.35	18.8	1.91	491	1000
3×25	1×5.58	0.9	1.0	1.35	20.6	1.20	616	500
3×25	7×2.14	0.9	1.0	1.35	22.5	1.20	697	500
3×35	1×6.58	0.9	1.0	1.35	22.8	0.868	768	500
3×35	7×2.52	0.9	1.0	1.35	24.9	0.868	862	500
4×16	1×4.46	0.7	1.0	1.35	18.9	1.91	512	500
4×16	7×1.71	0.7	1.0	1.35	20.5	1.91	570	500
4×25	1×5.58	0.9	1.0	1.35	22.6	1.20	729	500
4×25	7×2.14	0.9	1.0	1.35	24.6	1.20	814	500
4×35	1×6.58	0.9	1.0	1.35	25.0	0.868	909	500
4×35	7×2.52	0.9	1.0	1.35	27.4	0.868	1019	500
3×25/16	7×2.14/7×1.71	0.9/0.7	1.0	1.35	23.6	1.20/1.91	752	500
3×35/16	7×2.52/7×1.71	0.9/0.7	1.0	1.35	25.6	0.868/1.91	899	500

Test voltage: 3.5 kv/5 min